

600080

2010

.....	2
.....	2
.....	3
.....	5
:	!
!	!

()

()

()

()

()

()

()

	*ST
	GINWA ENTERPRISE GROUP INC.
	GINWA

()

	202
	029-88336635
	029-81778626
	ginwa@pub.xaonline.com ginwa@public.xa.sn.cn

()

	3
--	---

	710075
	202
	710065
	http://www.ginwa.com.cn
	ginwa@pub.xaonline.com ginwa@public.xa.sn.cn

()

	http://www.sse.com.cn

	26,726,770.55		26,726,770.55 26,176,770.55 550,000.00
	79,255,981.60	22,400,000.00 5,586,446.15 163,620,000.00 73,669,535.45	2,533,267.29 5,586,446.15 3,895,379.77 73,669,535.45
	-4,854,890.44		
	-15,814,162.82		
	62,257,441.87		

()

	2010	2009	(%)	2008
	327,428,993.63	331,809,837.98	-1.32	522,221,004.29
	33,203,134.78	-13,705,496.81		-53,130,919.06
	33,563,388.35	-14,588,456.24		-53,183,477.34
	-28,694,053.52	-51,913,511.86	44.73	-108,844,028.71
	40,760,100.09	37,418,413.56	8.93	123,962,810.76
	2010	2009	(%)	2008
	1,427,778,660.55	1,375,706,568.62	3.79	1,371,153,255.19
	722,547,734.15	688,984,345.80	4.87	693,572,802.04

	2010	2009	(%)	2008
	0.1099	-0.0478		-0.1742
	0.1099	-0.0478		-0.1742
	-0.0940	-0.1700	44.71	-0.3565
%	4.7556	-2.13		-7.38

%	-4.0657	-7.56	3.4943	-15.11
	0.1335	0.1226	8.89	0.4060
	2010	2009	(%)	2008
	2.3667	2.2568	4.87	2.2718

()

1

		(%)							(%)
1									
2									
3									
	305,295,872	100						305,295,872	100
1	305,295,872	100						305,295,872	100
2									
3									
4									
	305,295,872	100						305,295,872	100

2

()

1

2

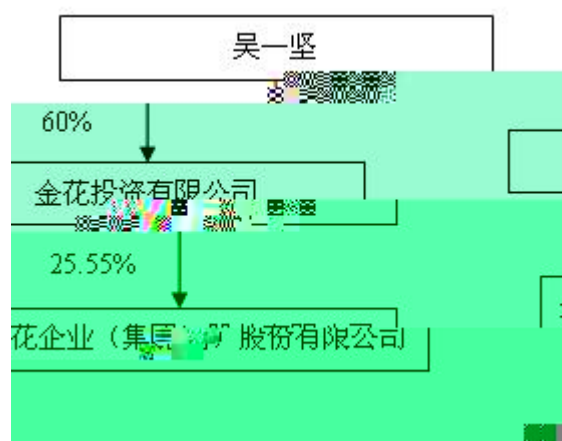
3

()

1

					25,155	
		(%)				
		25.55	78,000,000	-15,000,000		30,000,000
		4.91	15,000,000			
		4.20	12,832,647			
		1.27	3,879,661			
		1.24	3,795,669			
		1.05	3,191,570			
		0.38	1,152,173			
		0.38	1,150,719			
		0.37	1,116,000			
		0.37	1,114,334			
			78,000,000			
			15,000,000			
			12,832,647			
			3,879,661			

	3,795,669	
	3,191,570	
	1,152,173	
	1,150,719	
	1,116,000	
	1,114,334	



3

()

			51	2008 15	5	2011 15	5	23,240	23,240		
			54	2008 15	5	2011 15	5				

2005 5 2006 1

2006 1

2006 1

1999 6 2002 12
 2003 1 2003 12 2004 1 2006 1
 2006 1 2008 5 2005 6 2008 5
 2008 5
 1999
 2000 2003 2003 6 2004 3
 2004 3

()

			1990		
			1999		
			2003		
			1996		
			2004		

			2005-02		
			2003-11		

(

5

3

-2.446

	2
	3

0.20
14.24

3

	46,491,358.11	%	22.12
	57,852,567.93	%	17.66

3

			%		
	142,050,854.70	48,921,457.46	9.95	3.56	6.39

5

				%
	327,428,993.63	331,809,837.98	-4,380,844.35	-1.32
	224,739,907.56	250,584,745.96	-25,844,838.40	-10.31
	21,067,523.70	19,445,003.90	1,622,519.80	8.34
	63,079,381.76	61,717,435.10	1,361,946.66	2.21
	58,681,869.08	53,740,477.97	4,941,391.11	9.19
	106,218,089.26	43,857,356.54	62,360,732.72	142.19
	28,146,484.57	124,528.99	28,021,955.58	22,502.36

1.32%

10.31%

8.34%

9.19%

142.19%

79,255,981.60

8

2010

8

2010

2011

15000

8000

14500

14200

1

GMP

GMP

2

3

2010

"

"

2010

	2010	2010	2011
4	2010	2010	
5			
6	1		
	2		
	3		
7			
()			
	2010	33,324,864.25	10%
	3,332,486.43	29,992,377.82	
	103,818,514.03	133,810,891.85	

2010

2010

()

2010

2010

()

			(%)
2007	0	33,209,417.72	
2008	0	-53,183,477.34	
2009	0	-14,588,456.24	

()

		3
	2009	
2010 4 21	2009	2010
	2009	2010
2010 8 12	2010	
	2010	
2010 10 21	2010	
	2010	

()

()

2010

()

()

()

()

2010

131 0E>23C234BC62C58}T38.4 Tc -2)(1464195030C040E41CA07403.736T0.3311690 T736T0.3[C81BE11CD88534B34EE33794074 T

2010

		5,508,159.11	28,009,116.26		

13,648,000.00

-914,540.88

2008 5

2008

2007
2010 5

2010 5 15

2250.09

2010 1 5

-550.82 2800.91

(2)

(3)

2

:												
				(
			800	2007 9 29	2007 9 29	2008 9 29				800		
			1,403.2	2006 1 17	2006 1 17	2006 12 22				1,403.2		
			2,000	2004 7	2004 7	2005 7				2,000		

				10	10	10								
													0	
A													4,203.2	
A+B													4,203.2	
70													0	
D													0	
50 E													0	
C+D+E													3,403.2	

2011 1

4

3

4

()

1

5%

--	--	--	--	--	--	--	--	--	--	--	--	--	--	--

2008

14839.12

3538.30

	2006					
	" "	" "				
	" "		15		2010 5	
					2250.09	
					2010 1	
				2008 5 5	-550.82	
		2008				
					2800.91	
	2007					
	2010 5					

()

		:	:
			53
		2	

()

()

()

3.4

2010 12 2 2010 12 15 2010 12 24 2010 12 28
 2011 1 7

()

() 2009	B26	2010 1 19	http://www.sse.com.cn
()	40	2010 2 27	http://www.sse.com.cn
()	11	2010 4 10	http://www.sse.com.cn
()	B16	2010 4 14	http://www.sse.com.cn
()	32	2010 4 24	http://www.sse.com.cn
()	32	2010 4 24	http://www.sse.com.cn
() 2009	32	2010 4 24	http://www.sse.com.cn
()	63	2010 4 26	http://www.sse.com.cn
() 2009	B40	2010 5 21	http://www.sse.com.cn
() 2010	B16	2010 7 21	http://www.sse.com.cn
()	12	2010 8 14	http://www.sse.com.cn
()	B8	2010 10 26	http://www.sse.com.cn
()	B14	2010 11 10	http://www.sse.com.cn

()	B18	2010 12 2	http://www.sse.com.cn
()	B44	2010 12 14	http://www.sse.com.cn
()	B17	2010 12 15	http://www.sse.com.cn
()	B18	2010 12 24	http://www.sse.com.cn
()	B30	2010 12 28	http://www.sse.com.cn

[2011] 407

2010

12 31

2010

1

2

3

2010 12 31

2010

2 2010 12 31

14,840.65 16,737.02

4,203.20

()

2010 12 31


:

: :

		142,050,854.70	48,921,457.46
		9,113,843.92	1,244,426.00
		9,937,684.73	15,646,281.81
		7,691,225.13	7,567,065.97
		8,459,974.31	6,323,766.24
		33,402,638.18	43,995,583.84
		210,656,220.97	123,698,581.32

		154,276,735.63	154,276,735.63
		629,488,861.68	678,377,179.49
		379,435,875.51	353,172,432.39
		51,604,914.35	61,199,639.79

		9,316,580.35	14,021,979.84
		15,696,498.92	28,200,421.10




		302,614.33	25,000,000.00
		3,823,229.45	
		4,125,843.78	25,000,000.00
		659,713,667.63	657,629,837.57
		305,295,872.00	305,295,872.00
		214,589,498.65	214,589,498.65
		68,670,427.70	65,337,941.27
		133,810,891.85	103,818,514.03
		722,366,690.20	689,041,825.95

		63,079,381.76	61,717,435.10
		58,681,869.08	53,740,477.97
		897,695.19	552,357.49
		268,464.00	
		-44,868,469.91	-57,438,324.36
		106,218,089.26	43,857,356.54
		28,146,484.57	124,528.99
		23,214,237.07	57,142.99
		33,203,134.78	-13,705,496.81
		-197,308.27	942,717.69
		33,400,443.05	-14,648,214.50
		33,563,388.35	-14,588,456.24
		-162,945.30	-59,758.26
		0.1099	-0.0478
		0.1099	-0.0478
		33,400,443.05	-14,648,214.50
		33,563,388.35	-14,588,456.24
		-162,945.30	-59,758.26

2010 1—12

:

		128,118,003.96	116,100,722.29
		46,870,647.65	54,062,398.65
		1,575,702.68	995,091.12
		18,598,013.49	16,444,652.48
		32,055,253.66	30,341,281.67
		59,274,944.65	54,239,405.66
		13,745,275.32	4,407,385.74



		5,603,333.93	21,547,178.29
		345,579,071.87	362,321,113.15
		203,700,868.81	238,389,198.57
		29,103,804.55	26,513,415.41
		37,754,369.72	24,151,121.39
		34,259,928.70	35,848,964.22
		304,818,971.78	324,902,699.59
		40,760,100.09	37,418,413.56
		268,464.00	
		210,225.00	200,532.00

2010


		21,270,616.86	30,205,995.38
		-15,191,927.86	-5,005,463.38

		64,613,839.57	52,398,530.52
		181,027,257.31	147,787,436.88
		13,607,651.53	28,414,003.54
		16,703,931.07	14,915,947.83
		32,131,441.65	19,801,137.07
		71,570,528.26	41,735,397.86
		134,013,552.51	104,866,486.30
		47,013,704.80	42,920,950.58
		268,464.00	
		207,125.00	200,532.00
		5,600,000.05	25,000,000.00
		6,075,589.05	25,200,532.00
		21,034,349.59	
			10,619,083.30
			34,309,238.00
		21,034,349.59	44,928,321.30
		-14,958,760.54	-19,727,789.30
		271,500,000.00	

2010 1—12

: :

	305,295,872.00	224,589,498.65			65,337,941.27		93,761,033.88		2,586,330.31	691,570,676.11
	305,295,872.00	224,589,498.65			65,337,941.27		93,761,033.88		2,586,330.31	691,570,676.11
					3,332,486.43		30,230,901.92		-162,945.30	33,400,443.05
							33,563,388.35		-162,945.30	33,400,443.05



3										
1										
2										

2010 1—12

: :

	305,295,872.00	214,589,498.65			65,337,941.27		103,818,514.03	689,041,825.95
	305,295,872.00	214,589,498.65			65,337,941.27		103,818,514.03	689,041,825.95
					3,332,486.43		29,992,377.82	33,324,864.25
							33,324,864.25	33,324,864.25
							33,324,864.25	33,324,864.25

4								
1								
2								
3								
4								
1								
2								
	305,295,872.00	214,589,498.65			68,670,427.70		133,810,891.85	722,366,690.20

: :

	305,295,872.00	214,589,498.65			65,337,941.27		106,637,668.13	691,860,980.05
	305,295,872.00	214,589,498.65			65,337,941.27		106,637,668.13	691,860,980.05
							-2,819,154.10	-2,819,154.10
							-2,819,154.10	-2,819,154.10

							-2,819,154.10	-2,819,154.10
1								
2								
3								
1								
2.								
3								
4								
1								
2								
3								
4								
1								
2								
	305,295,872.00	214,589,498.65			65,337,941.27		103,818,514.03	689,041,825.95

1							
	1996	23					1996
2			1997	4	24		
[1997]178	179					6	12
			600080			204,800,000.00	2000 8
			230,835,200.00			99,840,000.00	2006
6	12						
						99,840,000.00	
						10	7.458
			305,295,872.00				
&							

1

--

2

--

3

			1	1	12	31
--	--	--	---	---	----	----

4

3

12

6


,

50


50% ,

50%

,



9



A

B

C


D




--


12

--




2





3



4




()

16

3

3

17




18




19






20



21



&&

#

%

		*% %%
)%
		+%
		% % &)%

&

&&&- - %)% %
----------	------

%

--	--	--

2010

			19,754,610.46			29,700,000.00
			19,754,610.46			29,700,000.00

%	9,496,664.46	89.72	474,833.23	11,079,117.84	65.98	554,380.89
% &	627,637.12	5.93	62,763.71	5,525,311.26	32.91	552,531.13
& '	283,073.34	2.67	56,614.67	185,955.91	1.11	37,191.18
' (177,887.74	1.68	53,366.32			
()						
)						
	10,585,262.66	100.00	647,577.93	16,790,385.01	100.00	1,144,103.20

&

3

4

5%(5%)
5%(5%)

5

--	--	--

6

				(%)
1		4,833,000.00	1	53.17
[REDACTED]				5.32
				3.25
				2.97
				2.20
		6,082,234.94		66.91

7

		148,391,235.63	148,391,235.63		148,391,235.63
		5,885,500.00	5,885,500.00		5,885,500.00
		154,276,735.63	154,276,735.63		154,276,735.63

	1,724,480.43		364,786.87	2,772.00	2,086,495.30
	21,277,033.42		842,133.36	436,215.69	21,682,951.09
	679,573,087.15				631,267,288.37
	622,458,438.78				585,371,035.99
	50,954,995.26				40,631,504.99
	1,789,118.38				1,476,598.68

2010

	241,946,197.01		
--	----------------	--	--

	18,104,931.39			18,104,931.39
	5,000,965.75	145,500.00		5,146,465.75
	36,985,600.00			36,985,600.00
	16,466,755.17	3,496,881.86	2,519,783.36	17,443,853.67
	692,713.37	37,400.04		730,113.41
	6,917,000.00			6,917,000.00
	687,501.40		687,501.40	
	1,677,317.01	66,560.40	1,743,877.41	
	647,807.44	43,963.18	88,404.55	603,366.07
	4,752,544.62	1,810,493.16		6,563,037.78
	384,689.69	689,847.15		1,074,536.84
	707,181.64	848,617.93		1,555,799.57
	61,762,138.39			51,604,914.35
	320,906.63			283,506.59
	562,498.60			
	6,309,903.99			
	321,747.98			277,784.81
	13,352,386.77			11,541,893.61
	4,616,276.06			4,071,928.91
	36,278,418.36			35,429,800.43
	562,498.60		562,498.60	
	562,498.60		562,498.60	
	61,199,639.79			51,604,914.35
	320,906.63			283,506.59
	6,309,903.99			

	321,747.98			277,784.81
	13,352,386.77			1,1541,893.61
	4,616,276.06			4,071,928.91
	36,278,418.36			35,429,800.43

3,496,881.86

ž&(' ž' (' ") - &\$\$\$ %t
--

2

--	--	--	--	--

1

	7,604,646.41	7,908,832.27
	7,604,646.41	7,908,832.27

2

	492,609.39	448,268.54

1	17,856,632.15	12,850,442.86
1	20,044,456.45	19,527,033.41
	37,901,088.60	32,377,476.27

2

5% (5%)

1

--

17

1

1	4,233,487.32	5,787,939.61
1	1,636,462.72	1,023,174.78
	5,869,950.04	6,811,114.39

	5,183,839.27	23,492,959.11	22,726,057.81	5,950,740.57
--	--------------	---------------	---------------	--------------

0.00

19

	1,076,245.89	1,747,290.17
	193,672.99	-226,625.53
	27,235.19	9,385,024.60
	198,522.53	325,402.09
	146,470.21	1,128,415.02
	655,445.68	255,445.68
	58,739.57	62,008.62
	18,823.93	6,432.54
	66,894.18	37,110.52
	13,524.16	12,552.82
	2,455,574.33	12,733,056.53

20

1

1	30,052,267.02	35,028,412.47
1	16,423,557.22	17,352,681.73
	46,475,824.24	52,381,094.20

2

5%(5%)

189.64 689.55-179.5284Td79.64 660.06 178.68 19.14 e.972.64 6609.2 -179.5284Td79.64 6

2009	25,000,000.00	5,000,000.00	
	30,000,000.00		
		3	
16	-	26176770.55	
2010	3	20	
		600,000.00	600,000.00
		297,385.67	

24

	3,823,229.45	
	3,823,229.45	

23

25

		+					
	305,295,872						305,295,872

2010

	65,337,941.27	3,332,486.43		68,670,427.70
--	---------------	--------------	--	---------------

28

		93,761,033.88	

5

		(%)
1	13,637,449.83	4.17
2	13,104,444.44	4.00
3	11,311,965.81	3.45
4	10,942,637.61	3.34
5	8,856,070.24	2.70
	57,852,567.93	17.66

30

	2,277,138.17	1,993,365.73	5%
	1,275,688.43	860,452.27	7%
	546,723.65	354,323.92	3%
	4,099,550.25	3,208,141.92	

31

	4,312,660.48	3,290,000.00
	4,030,000.00	3,840,000.00
	3,450,685.91	3,365,703.83
	2,971,079.51	3,944,386.59
	865,591.07	690,085.39
	643,961.95	372,377.47
	634,069.19	645,665.80
	627,869.00	583,680.00
	607,601.19	385,238.30
	552,861.75	488,694.22
	549,125.39	382,412.16
	471,644.03	
	347,196.67	309,529.22
	274,645.57	
	149,742.60	138,340.60
	143,759.15	116,718.28
	95,161.02	

	88,986.87	142,037.09
	88,583.36	112,931.38
	59,637.00	36,220.50
	44,088.00	40,845.00
	13,992.83	13,749.46
	10,494.62	10,312.08
	34,086.54	536,076.53
	21,067,523.70	19,445,003.9

32

	23,789,623.60	25,256,687.19
	8,573,290.85	7,662,657.19
	6,646,881.86	5,954,072.20
	4,000,000.00	3,500,000.00
	2,510,891.36	1,355,445.68
	1,606,130.65	2,244,671.28
	1,805,274.59	1,363,613.10
	1,119,042.66	854,097.91
	1,077,053.40	947,000.00
	1,057,681.46	854,861.63
	928,749.87	856,845.11
	778,912.44	813,730.35
	620,050.89	486,145.51
	610,357.48	463,624.01
	427,073.65	582,500.00
	396,534.58	635,262.74
	394,632.44	368,518.16
	300,000.00	200,000.00
	299,109.40	280,098.67
	292,614.56	84,847.50
	283,247.61	220,202.70
	240,386.60	206,982.68
	238,545.12	235,152.34
	205,778.40	360,112.20

	177,291.41	126,398.47
	150,000.00	150,000.00
	147,831.13	146,027.98
	141,671.20	138,936.52
	127,213.29	143,195.92
	126,000.00	156,000.00
	122,791.30	139,485.50
	69,022.45	104,871.15
	61,488.20	1,322,753.26
	57,187.64	99,489.47
	51,540.80	39,733.75
	16,588.00	24,786.50
	1,152.00	624.00
	186.00	88.00
		8,185.81
		30.00
		3,690.00
	649,258.67	
		5,682.63
	2,978,296.20	3,320,327.99
	63,079,381.76	61,717,435.10

33

	59,142,235.77	54,243,961.29
	782,841.27	569,669.21
	1,440.49	31,284.47
		24,031.26
	321,034.09	58,932.68
	58,681,869.08	53,740,477.97

34

1

	268,464.00	

	22,400,000.00	2,533,267.29	5,586,446.15
		163,620,000.00	3,895,379.77
	73,669,535.45		
2	26,726,770.55		26,176,770.55
	550,000.00	23	

	23,214,237.07	57,142.99	23,214,237.07
	16,970,893.49	57,142.99	16,970,893.49
	6,243,343.58		6,243,343.58
	4,780,274.33		4,780,274.33
	131,029.81	2,275.03	131,029.81
	20,943.36	65,110.97	20,943.36

	1	33,563,388.35
	2	62,257,441.87
	3=1-2	-28,694,053.52
	4	305,295,872.00
	5	
	6	
	7	
	8	
	9	

	2,363,578.20
	780,000.00
	34,259,928.70

3

	5,600,000.00
	5,600,000.00

40

1

1		
	33,400,443.05	-14,648,214.50
	897,695.19	552,357.49
	32,019,924.25	33,524,188.23
	3,496,881.86	3,511,253.84
	3,155,424.21	3,150,000.00
“ ”	23,056,257.02	57,142.99
“ ”		
“ ”		
“ ”	59,142,235.77	53,740,477.97
“ ”	-268,464.00	
“ ”		
“ ”	-304,185.86	7,908,832.27
“ ”	10,724,559.96	-12,166,581.70
“ ”	-4,421,188.07	-34,158,990.77

J c+À y

Исходные данные по состоянию на 31.12.2010г. (в тыс. руб.)

3		

	462,870.33	569,141.39
	121,833,373.91	18,652,316.07
	19,754,610.46	29,700,000.00
	142,050,854.70	48,921,457.46

1

	()	(%)	(%)		
	8,000	30.46	30.46		29419075-0

2

--	--	--	--	--	--

		(%)	(%)	
	500	96	96	29419532-4
	500	75	75	70991850-5
	500	45	45	22055302-9
	52,750	100	100	72996951-0
	100	100	100	66867509-1

3

		75213953-1
		62390462-0
		29446999-7

4

%

<p>\$\$\$ (&&</p> <p>\$\$\$ %& ' %</p> <p>& ž \$\$\$-ž%*" &*</p>

(2)

		2000	2006-7-24	2007-7-24	

		2,000	2006-7-24	2007-7-24	
		1,403.20	2006-1-17	2006-12-22	

3,403.20

--

2

&\$%& ' &	&\$%&
-----------	-------

3


--

1

()	
3.4	
	2010 12 9
	167,000,000.00
	2011 6 9 2010 12 27
28	2010 12
	104,500,000.00
	2011 6 27
	2010 12
163,162,000.00	73,669,535.45 2010 12
	22,400,000.00
5,586,446.15	2010

2

	2010 12 31	14,840.65
	7,300.00	
7,540.65	16,737.02	10,202.56 ,
		6,481.69
52.76	2011 1 4	
7,540.65	2,936.39	3,560.16
	2010 12 31	4,203.20
3,403.20		



3 ()

	()	
202	GMP	GMP

4

	2010 12 31	142,777.87	72,497.11
70,280.75	49.22%		41,990.65
16,737.02		32,742.90	3,340.04

2006 6 2008 3 [2006]8
[2008]4

	73856	2010	12	31
241,946,197.10				104,249,872.71
346,196,069.81		2010	12	301
				3.4

5

--

		f%		f%
	10,277,357.34	96.07	960,776.99	9.35
	420,205.30	3.93	420,205.30	100.00
	10,697,562.64	100.00	1,380,982.29	12.91

		f%		f%

3

4,833,000.00	2011	1	11
--------------	------	---	----

4

				(%)
1		4,833,000.00	%	45.18
2		1,938,597.48	& '	18.12
3		483,804.44	%	4.52
4		295,430.50	%	2.76
5		270,000.00	% &	2.52
		7,820,832.42		73.10

5

			(%)
		1,938,597.48	18.12
		1,938,597.48	18.12

3

--	--	--	--	--	--

		5,885,500.00	5,885,500.00		5,885,500.00
		873,466,735.63	842,825,926.17	-143,119,581.86	699,706,344.31

	(%)	(%)	

4

1

Ä

	-652,516.08	

2

	268,464.00		
	268,464.00		

6

1		
	33,324,864.25	-2,819,154.10
	13,745,275.32	4,407,385.74
	13,817,059.26	14,198,503.26

3		
	117,162,877.50	17,546,708.23
	17,546,708.23	24,997,472.19
	99,616,169.27	-7,450,763.96

! %\$) ž (' &ž +) &" %)

+- ž&) ž -, %" * \$

&* ž%+* ž ++\$"))

1

24.08%

2010	2009	62,360,732.72	142.19%
		79,255,981.60	

2010	2009	28,021,955.58	22,502.36%
------	------	---------------	------------

- 1
- 2
- 3

2011 3 23